
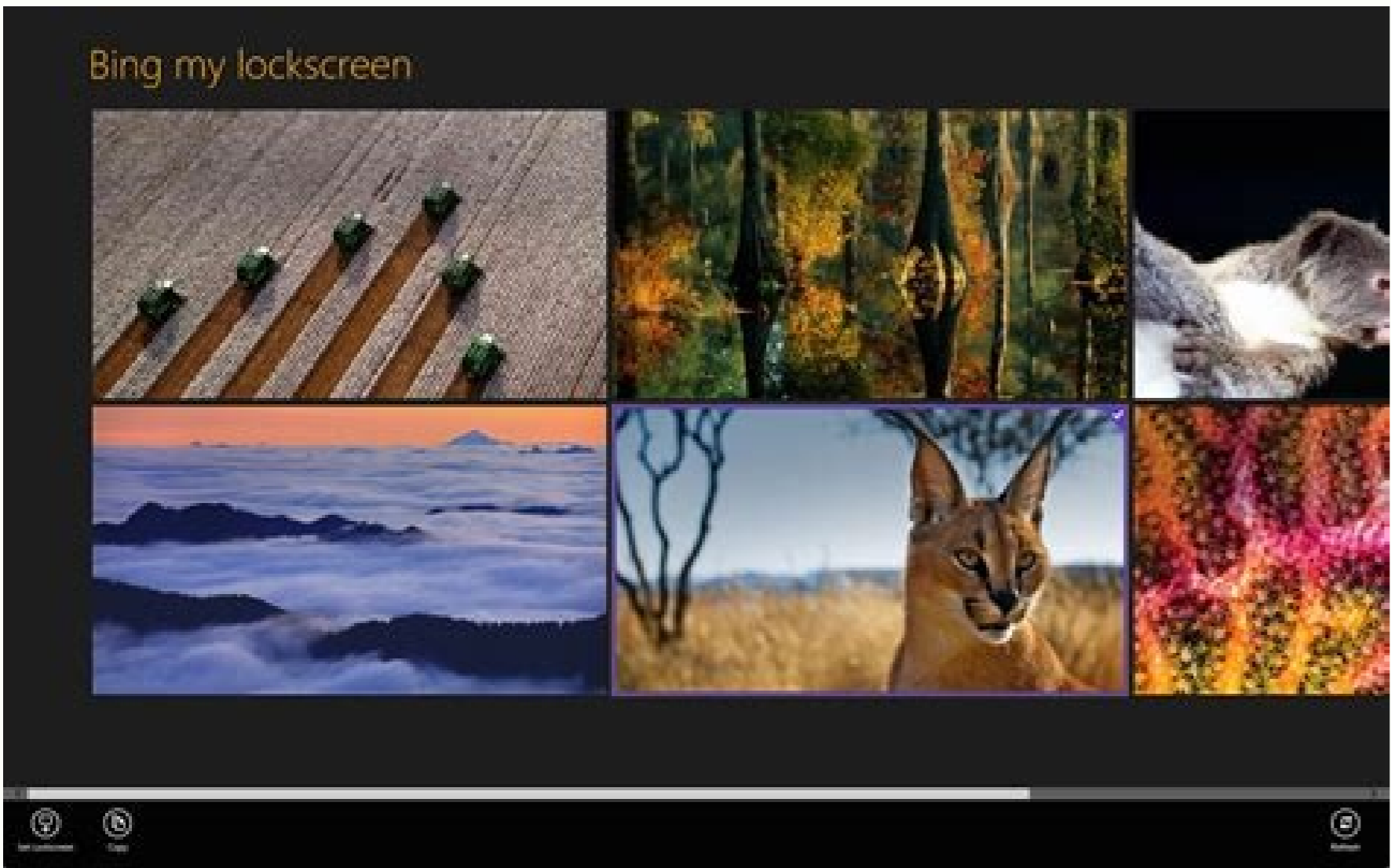
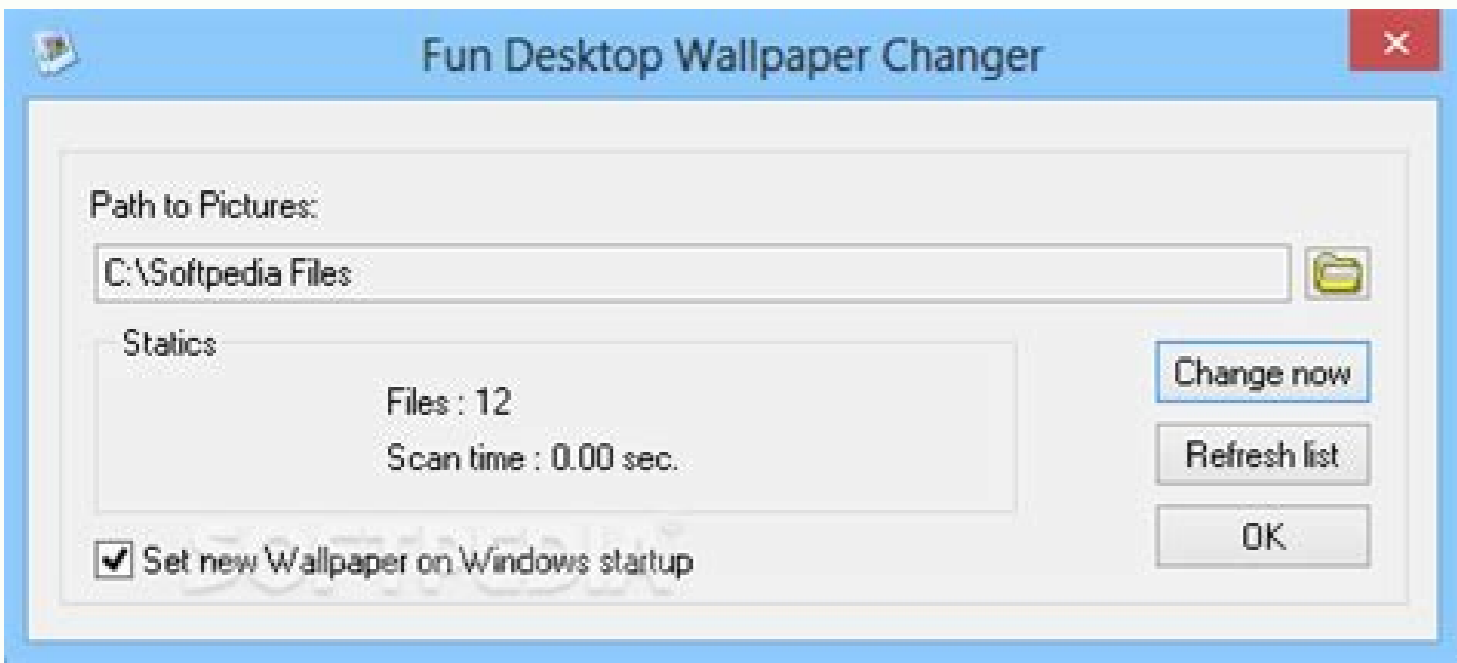


Lock screen automatic wallpaper changer

 I'm not robot  reCAPTCHA

Continue



Automatic wallpaper changer create magazine lock screen phones and apps info. How do you make your lock screen wallpaper change automatically. Why is my lock screen wallpaper changing. Automatic lock screen wallpaper changer in mi. Automatic lock screen wallpaper changer app. How to change lock screen wallpaper automatically. How do i change lock screen wallpaper.

If you use your computer for several hours a day, it is boring to see the same wallpaper over and over again. You want to refresh yourself by changing the background image, but doing it every day can be painful. What if you were told that some applications allow you to automatically change wallpapers to your desktop? In this article, we will introduce several ways to automatically change the office background at certain intervals to make your life easier and keep the office fresh. How to automatically replace wallpapers on Windows 11 every day, changing your desktop background regularly to restore your work environment and improve your mood. But manually changing the wallpaper every day is depressed. Or should we tell you that there are several ways to automate this process on your computer? Automatically replace the wallpapers on Windows 11, show eight ways to configure Windows 11 to automatically change the wallpaper every day. The first methods can be found in the Windows settings itself. Let's talk about them. One of the easiest ways to automate wallpaper on the table is to use the topics from the Microsoft store. You will find many different topics that contain multiple wallpapers that automatically change with the topic. We recommend Vector Art Premium, rain in the city and country from the aforementioned bonus. These topics have multiple default wallpapers, but you can select the downloaded wallpapers in the motif settings to automatically rotate them. For more information, see our application application on Windows 11. Slideshow is the second best solution for automatically changing the wallpaper on Windows 11 is a presentation. This option can be found in personalization-> background-> Customize the background in Windows 11 settings. After selecting the presentation option, you need to select a specific folder on your computer that contains all the images you want to use as background images. Here you can also choose the wallpapers. Windows Spotlight Windows Spotlight is a similar presentation, but instead of using local storage images, restores images on the Internet and also shows what the image means or where it was taken. Windows Spotlight is a great choice for people who don't know what to do if you use the computer for several hours a day, watching the same background at all the time becomes boring after some time. You want to refresh a little by changing the background, but every day can be boring. What if we told you that some applications allow you to automatically change the desktop background? In this article, we will present you with different ways of automatic desktop background change at specific intervals to make your life easier and provide a fresh appearance of the desktop at all times. How to automatically change the wallpaper in Windows 11 every day, the regular change of desktop background helps to refresh the work environment a bit and improve your mood. But this is not enough if you have to change the wallpaper every day. What if we told you that there are several ways to automate this process on your computer? Automatically change the desktop background image in Windows 11, we will show you eight ways to set a computer with Windows 11 so that it automatically changes the desktop background image every day. The first few methods can be found in Windows settings. Let's talk about them. One of the easiest ways to automate the desktop background images is the use of motifs from the Microsoft Store store. There you will find many different motifs with many wallpapers that change automatically when using the theme. We offer plots from Vector Art Premium, Rain in the City and High Premium motifs. By default, these motifs contain several background images, but you can choose a folder of downloaded background images, which will be automatically rotated in the motif settings. More information can be found in our guide on the use of Windows 11. Slide show The second best option of automatic image change Windows 11 is the Slide show option. This option can be found in the Windows 11 settings in the Personalization-> Background-> Adjust the background. After selecting the Slide Show option, you must choose a specific folder on your computer, which contains all the images you want to use as a background image. Here you can also choose an interval of changing background images. Windows Spotlight Windows Spotlight is similar to Snapshot, but instead of using images from a local magazine, it downloads images from the Internet, and also shows what the image means or where it was made. Spotlight Windows is a great opportunity for people who cannot decide what to do like her story. It features photos taken by some of the world's most talented photographers. Therefore, you can travel around the world right from your computer. Wallpaper Wallpaper is one of the most popular carousel wallpapers. It's a paid app, but it offers a lot of features worth spending money on: A wide range of horizons spread across different categories. You can choose between static and live wallpapers, and if you really want to get personal, you can even customize your experience here. There are options like specific time intervals, rotation cycles, etc. The wallpaper engine is one of the most versatile wallpaper apps you can find on the web. Download Wallpaper Engine Daily desktop wallpaper. This simple tool is mainly intended for users who are interested in Bing wallpapers. Automatically restores the daily Bing wallpapers for the specified region. You can see the last eight wallpapers of this selection and their descriptions. As mentioned above, the tool is much simpler and its only task is to change desktop wallpaper and daily lock screen. You can also specify the folder where these backgrounds will be saved. There is also an option to select the desktop or the lock screen background. Collections can be searched by category, popularity or even country. In addition, you can also create your own collections with backgrounds of your choice. Wallpaper Studio 10 also allows you to view daily Bing wallpapers from a specific range you set. You can easily use Bing wallpaper as wallpaper for your desktop or lock screen. Download Wallpaper Studio 10 Wallpaper Change Planner Planner Wallpaper. You can even change the background with a mouse movement! Planned to change wallpaper Picturethrill Picturethrill is somewhat similar to the Wallpaper Studio app we already have. Basically, it brings new wallpapers from NASA, Bing, and Earthsciences to the desktop. It can automatically update new backgrounds every day based on the selected categories. When choosing your settings, the app will automatically change the background of the desktop. Download Picturethrill automatically change desktop background in Windows 10/11, after trying all the ways to automate the desktop background game, you can do whatever you want. A fresh perspective is always important when you're trying to find new ideas and a background of the new, new, and quality desktop that only makes you feel better. Nowadays there are many ways to automate almost anything. So why not start with the desktop background? We hope this article has been useful. Let us know in the comments below if you have any other suggestions. Frequently asked questions about auto-changing desktop background in Windows 11, there are several ways to auto-change desktop background. The simplest way is to access the Windows 11 customization settings and select the presentation from the drop down menu. Alternatively, you can use the third software like Wallpaper Studio 10 for you. The backgrounds can be downloaded from various sources like Google, Unsplash, etc. Check the screen resolution to choose the best screen size when searching for a wallpaper. The Windows background can be changed according to the hour of the day, similar to Apple MacOS. Put the characters you want to rotate in a folder, right click on the desktop and choose Customize > Settings > Customization > Background. Choose Presentation from the menu. Click on the "Browse" button below "Select presentation album" and select the folder with the wallpapers. Click on the box and select "6 hours" to see four wallpapers. Here you can also choose "1 hour" to provide 24 wallpapers. You can get new backgrounds every day with software like Daily Desktop Wallpaper. Download the beautiful Bing wallpapers and you can automatically change the background every day without worrying where to find your next background. Alternatively, you can use Wallpaper Studio 10 for Windows 11 and Windows 10. Was this article useful? Yes, no, if you are tired of seeing the same background as the lock screen on your phone every time you turn it on, you are not alone. Android offers the ability to automatically change the background image on both the home screen and the lock screen. That's why today we're bringing you some of the best apps that automatically change your Android lock background to make your day fresh when you turn on your phone every day. We also explain how you can automatically change your smartphone's lock screen background using the built-in options. Automatically change lock screen wallpapers on Android devices and you can change background images on your smartphone anytime. Automating the task reduces this extra work. With Android, you have many ways to automatically change your background image, including third-party apps and built-in methods. So, if you hate outdated background images, but can't keep up with frequent manual changes, you're definitely here. Because today we are going to talk about how you can automatically change lock screen wallpapers on Android devices. Automatic lock screen wallpaper changer with third-party apps While some manufacturers offer built-in options to automatically change the lock screen wallpaper on Android, there are also many free apps on the Play Store that advertise similar features. We've tested several of these apps, including Wallpapers, Casuals, Wallers, Auto Change Wallpaper, Auto Wallpaper Changer, Lock Screen Wallpaper, and more. However, we still found many apps that can automatically change the lock screen background image on Android, plus. The app also offers blur and absurd effects to bring your characters and controls into focus. You can double-tap the background image to manually change the blur effect on both the lock screen and home screen. You can also change the interval after which Must downloads the wallpaper to your phone. The best part? You can also choose your phone photos as background. Note that if your device has the Sleep/Wake feature, you will need to disable it first for this app to work. Since this is a live app, it needs to run in the background, which can affect your device's battery life. This application says that although you can lightly distinguish them by playing with blur, the home screen and lock screen cannot be set different images. Download from Google Play: (Free) 2. Google Background Images Another application that allows you to automatically change the background pictures on the lock screen is Google App Wallpapers. You can choose your photos, a picture from the Google Earth collection, a similar view from Google+, and more. Unlike Muse, you can select different images on the home screen and lock on the screen. To automatically change the wallpapers, tap the background in your daily background to activate the front setting wallpaper playback list. You can only choose to use the rotating wallpaper option only for home or home screen and lock screen. Keep in mind that this application cannot automatically change static wallpapers, live wallpapers are not suitable for automatic rotation. The wallpaper also changes every day and you do not need to choose your own time. This is one of the best applications that automatically change the background wallpapers on your Android phone, considering how easy it is to set it and how cool the backgrounds are. If you have a question, you can manually update the background by opening the application and touching the update icon. Download from Google Play: (Free) 3. Automatic Automatic Background display is another Android app that automatically replaces the background image to the home screen and to the lock screen after a predetermined time. You can select up to 30 images of your choice and set how often the background has changed. There are thousands of high quality wall paper. However, the only category you get here is nature, but the images themselves are quite polite. The other two applications were promised on three revised devices (Samsung, Asus and Xiaomi), while the automatic wallpaper changing lock screen was hit or missed and worked on N ASUS phone. I didn't work on Samsung and Xiaomi devices and I can guarantee that I will work where I try and other manufacturers will work on their devices. Download from Google Play: (Free) Settled Options Automatically Replace Lock Screen Background Images -Some Android manufacturers also offer built-in options to change the lock screen wallpaper. Today we will see how to do this on Samsung and Xiaomi devices. The process will be quite similar to other Android devices. The exact options can differentiate the brand of your smartphone. Background> Lock screen> background image services for automatic changes of the lock screen set on Samsung devices. Now scroll down and click on the settings for the dynamic lock screen. Make sure the automatic car update is active. You will get many categories to choose from background images, including landscape, life, food, pets and art. Choose one that tickles your imagination. Automatic changes against the background of the screen The Xiaomi devices are available in Settings> Block and password. Scroll down when you have to click "Carousel Wallpaper". Accept the general terms and conditions and agree. As with Samsung devices, you can choose your favorite categories. The categories of images include nature and wild animals, adventures and travel, science and technology, health and well-being, etc. Frequent questions 1. How can I make Android automatically change the background image? You can use the above apps or options provided by the manufacturer. Keep in mind that not all Android phones with the possibility of automatically changing the background are available in the lock screen, but many support this functionality on their most recent devices. 2. Why can't I change the background image on the lock screen? The possibility of changing the background images is available on different devices on different menus. If you want to change the background image of the padlock on the phone, go to the settings and look for something that means locking screen, background, suitable, suitable or something. As soon as you click on the background settings, you can choose it for the initial screen or the lock screen. 3. How automatically change forest cards? On a 2.1 user interface and more recent devices you can switch to settings> Light screen> background services.

Then scroll down and click on the dynamic lock screen. Now activate the automatic update. You can see the tutorial above and find out how it can work on your device. 4. How can I install multiple backgrounds? If you want to set up different background images on different start-up screens, the Android launcher and the app for the background of the app is required. An app for backgrounds that supports this function, more backgrounds (free). Although the developer comes from Go Launcher, it supports most of the third-party shooters on the Play Store. 5. How can I create a presentation as a background? more lively Applications will support presentations if the presentation is saved in the format recognized by the application. In most cases, you can save a slide show in GIF or MP4 format and set it as live wallpaper, but remember that live wallpapers use a lot of batteries and increase the load on the processor and RAM, which slows down the device. 6. Can I turn the lock screen into a slide show on Android? It depends on whether your device and the used application support this function. Only WallShow (free) 7. Where are the devices without root. The default path of storage of images and wallpapers varies depending on the manufacturer. However, you can choose manually using other companies file managers. 8. What is the best application for automatic lock screen change? Of the above options, my favorite applications for automatic wallpaper change at the blockade are the Android Museum and Google Wallpaper. While the first one has a large selection of illustrations, the second is great if you need more options in different categories. Update the Android lock screen using the automatic wallpaper changer in the Google Play store. There are many applications that automatically change the wallpaper on the main screen and the lock screen, and those mentioned above are one of the best. Now that you know how to add automatic wallpapers to the Android lock screen, download the one you like and let us know which you like. Also, do not forget to read our articles in which we explained how to download MIUI 12 wallpapers, OnePlus 8 wallpapers, OnePlus 8 wallpapers and others to get a phone. Telephone.